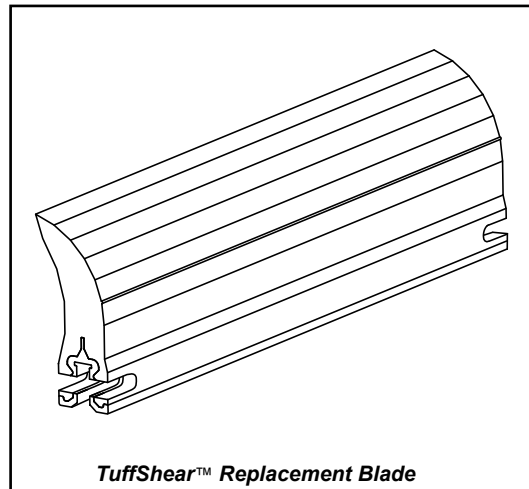
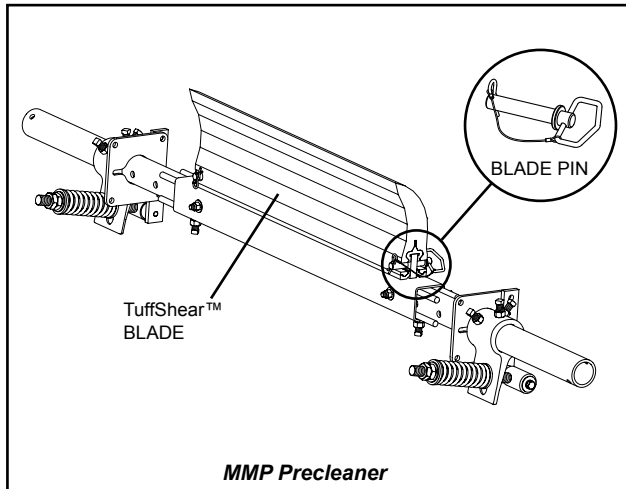


MMP PRECLEANER

BLADE REPLACEMENT INSTRUCTIONS

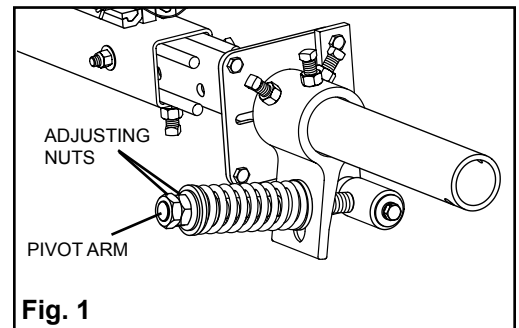


PHYSICALLY LOCK OUT AND TAG THE CONVEYOR AT THE POWER SOURCE BEFORE YOU BEGIN CLEANER MAINTENANCE.

TOOLS NEEDED:

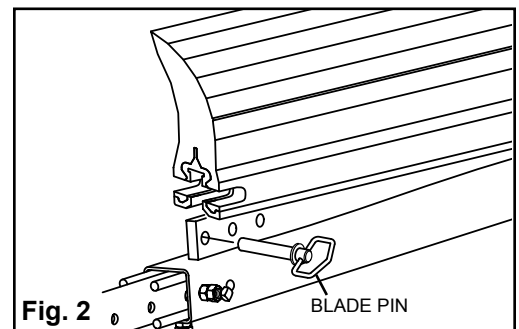
- TAPE MEASURE
- (2) 1½" WRENCHES or CRESCENT WRENCHES
- WIRE BRUSH (for cleaning pole)
- SMALL PUTTY KNIFE (for cleaning pole)

1. Remove the tension. Loosen the adjusting nuts on both sides and turn them out until they are flush with ends of the pivot arms (Fig. 1). This releases the tension of the blade on the belt.

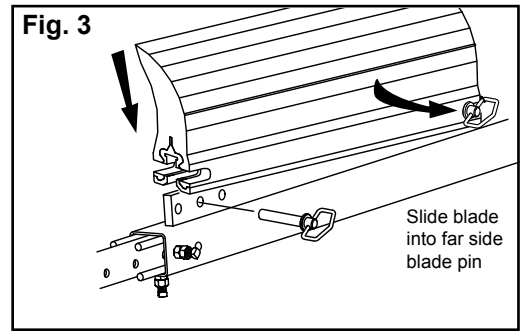


2. Remove the worn blade. Remove one blade pin and remove the blade from the pole (Fig. 2). Clean all fugitive material from the pole.

NOTE: If blade is hard to remove use a screwdriver or hammer to loosen it and then remove.



3. **Install the new blade.** Slide the new blade onto the pole, locking it into the far blade pin, then reinstall the removed blade pin, washer and clip (Fig. 3).



4. **Reset the correct blade tension.** Refer to the chart for the spring length required for the belt width. Lightly pull the pivot arm toward the end of the torque arm slot nearest the pole and turn the adjusting nuts until the required spring length is achieved (Fig. 4).

NOTE: The chart is also on the cleaner's pivot shaft bracket for future reference for retensioning maintenance.

Fig. 4

SPRING LENGTH CHART

BLADE WIDTH	PURPLE SPRINGS	WHITE SPRINGS	GOLD SPRINGS
18"	4 5/8"	6"	6 3/8"
24"	4"	5 7/8"	6 1/4"
30"	N/A	5 5/8"	6 1/8"
36"	N/A	5 1/2"	6"
42"	N/A	5 1/4"	5 7/8"
48"	N/A	5 1/8"	5 3/4"
54"	N/A	4 7/8"	5 3/4"
60"	N/A	4 3/4"	5 5/8"
66"	N/A	N/A	5 1/2"
72"	N/A	N/A	5 3/8"
78"	N/A	N/A	5 1/8"

Shading indicates preferred spring option.

Test run the cleaner. Run the conveyor for at least 15 minutes and inspect the cleaning performance. Check the spring length for proper tensioning. Make adjustments as necessary.



1995 Oak Industrial Dr. NE • Grand Rapids, MI 49505 U.S.A.
 Telephone: (616)-459-3196 • Fax: (616)-459-4976 • E-mail: info@flexco.com • Web: www.flexco.com

Australia: 61-2-9680-3322 • China: 86-21-33528388 • England: 44-1274-600-942
 Germany: 49-7428-9406-0 • Mexico: 52-55-5674-5326 • South Africa: 27-11-608-4180

©2009 Flexible Steel Lacing Company. Mineline® is a registered trademark.
 U.S. Patent No. D482 508S. 10/09. For Reorder: X1860

