


Flexco defined quick, on-site mechanical belt fastener installation when they pioneered Roller Lacing Technology™. This time-proven technology allows the lacer head to be driven across the width of the lacer while the dual rollers simultaneously and gradually install the Clipper® wire hooks with ease and speed.




Solutions for ***On-Site Installation*** *of Clipper® Wire Hooks*



What makes the Roller Lacer® ideal for On-Site Installation of Clipper® Wire Hooks?



Roller Lacer® Gold Class™



Manual Roller Lacer®



Microlacer®

Faster.

Reliable Clipper® splices are typically installed in less than 15 minutes, thanks to the wide lacer widths and the use of Roller Lacing Technology™. Quicker installation translates to less downtime, greater productivity, and increased profits.

Easier.

- Portable - Made from aircraft aluminum, the lacer remains lightweight and can be easily transported directly to the jobsite for fastener installation.
- Easy Installation - Simple installation procedures, combined with the ability to clamp and secure the belt, make splicing a one-person job.

Smarter.

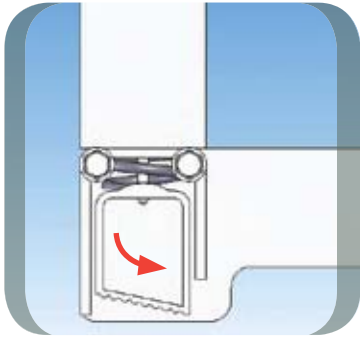
With three different models to select from you are sure to find a lacer to best fit your needs.

- Roller Lacer® Gold Class™: Ideal for customers who either have a large number of belts in their facility or where minimizing downtime is crucial. This lacer offers maximum benefits for high speed installation and minimal operator effort through the use of a cordless drill to drive the lacer head and other features. Available in 24", 36", 48", and 60" widths (600, 900, 1200, 1500 mm).
- Manual Roller Lacer®: A great choice for customers with wide belts who desire quick, on-site installation. Available in 24", 36", 48", and 60" widths (600, 900, 1200, 1500 mm).
- Microlacer®: This 14" (350 mm) lacer is ideal for users with narrow belts or for low volume users.

Improved Roller Lacer® Features:

New Face Strip Design:

Face Strips have been redesigned with a solid bottom layer. This 3-layer design eliminates the need for locking levers and back-up bars necessary with previous models. This has removed installation steps and improved the reliability of the lacer by eliminating two common wear items.



New Belt Clamp Design:

The inner clamp beam features a textured grip surface and when clamped it helps push the belt toward the Face Strip to allow proper hook reachback.



Improved Face Strip Storage:

Extruded slots in the lacer housing provide a secure yet easy to access storage location.



Increased Roller Shaft Diameter:

The larger diameter shaft provides the necessary support for the rollers to fully embed the hooks into the belt for a long-lasting splice.

Exclusive Features of the Roller Lacer® Gold Class™



Lacer head is driven with an 18 volt cordless drill for quicker installation and reduced operator fatigue.
(Drill not included with sale of lacer)



The clevis bracket and guide rollers provide additional stability to the lacer head and allow it to transverse with ease across the width of the lacer. The guide rollers are made of UHMW polyethylene for long wear life.



Belt Support Shelf easily guides belt into hook points, reducing operator time and effort.

Carrying Strap is included for easier transportation of the lacer to the jobsite.

Choosing the right lacer for your needs.

Feature	Roller Lacer® Gold Class™	Roller Lacer® Manual	Microlacer®
Ability to Drive Head with Cordless Drill	•		
Clevis Bracket/Outboard Rollers for Increased Lacer Head Stability	•		
Belt Support Shelf	•		
Carrying Strap	•		
Improved Belt Clamp	•	•	
Improved Face Strip Storage	•	•	•
New Face Strip Design	•	•	•
Elimination of Locking Lever and Back Up Bar Assembly	•	•	•
Increased Roller Shaft Diameter	•	•	•
Portable Lacer for On-Site Installation	•	•	•
Available in 24", 36", 48", and 60" Widths	•	•	14" Only
Ability to Continuous Lace Belts Wider Than Lacer Width	•	•	•

Face Strips sold separately.

Ordering Information—Roller Lacer®					
Belt Width		Roller Lacer® Gold Class™		Roller Lacer® Manual	
in	mm	Ordering Number	Item Code	Ordering Number	Item Code
24"	600	RL-G24	03985	RL-24	03370
36"	900	RL-G36	03986	RL-36	03371
48"	1200	RL-G48	03987	RL-48	03372
60"	1500	RL-G60	03988	RL-60	03375

Ordering Information—Face Strips					
Belt Width		Roller Lacer® Gold Class™		Roller Lacer® Manual	
in	mm	Ordering Number	Item Code	Ordering Number	Item Code
HOOK SIZE; 36, UCM36					
24"	600	FSGOLD36-24	04038	FSMAN36-24	04020
36"	900	FSGOLD36-36	04039	FSMAN36-36	04021
48"	1200	FSGOLD36-48	04040	FSMAN36-48	04022
60"	1500	FSGOLD36-60	04041	FSMAN36-60	04023
HOOK SIZE; 1, UX-1					
24"	600	FSGOLD1-24	04034	FSMAN1-24	04015
36"	900	FSGOLD1-36	04035	FSMAN1-36	04016
48"	1200	FSGOLD1-48	04036	FSMAN1-48	04017
60"	1500	FSGOLD1-60	04037	FSMAN1-60	04018
HOOK SIZE; 2-4, U2SP-U3					
24"	600	FSGOLD2-24	04042	FSMAN2-24	04025
36"	900	FSGOLD2-36	04043	FSMAN2-36	04026
48"	1200	FSGOLD2-48	04044	FSMAN2-48	04027
60"	1500	FSGOLD2-60	04045	FSMAN2-60	04028
HOOK SIZE; 4-1/2-7, U4-U7					
24"	600	FSGOLD4-1/2-24	04046	FSMAN4-1/2-24	04030
36"	900	FSGOLD4-1/2-36	04047	FSMAN4-1/2-36	04031
48"	1200	FSGOLD4-1/2-48	04048	FSMAN4-1/2-48	04032
60"	1500	FSGOLD4-1/2-60	04049	FSMAN4-1/2-60	04033

Face Strips sold separately.

Ordering Information—Microlacer®			
Belt Width		Microlacer®	
in	mm	Ordering Number	Item Code
14"	350	MICROLACER	03368

Ordering Information—Face Strips		
Hook Size	Microlacer®	
	Ordering Number	Item Code
36, UCM36	FSMAN36-MICRO	04019
1, UX-1	FSMAN1-MICRO	04014
2-4, U2SP-U3	FSMAN2-MICRO	04024
4-1/2-7, U4-U7	FSMAN4-1/2-MICRO	04029



2525 Wisconsin Avenue
Downers Grove, IL 60515-4200 U.S.A.
Telephone: (630)-971-0150
Fax: (630)-971-1180
E-mail: info@flexco.com



www.flexco.com

Australia: 61-2-9680-3322 • England: 44-1274-600-942 • Germany: 49-7428-9406-0 • Mexico: 52-55-5674-5326 • Republic of South Africa: 27-11-608-4180

© 2007 Flexible Steel Lacing Company. Clipper® and Roller Lacer® are registered trademarks of Flexible Steel Lacing Company. 5/07-3, For Reorder: Item Code X2081